

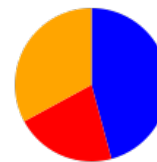


# Adult Trap Data - Detail

Start Date: 06/20/2021 End Date: 06/22/2021

Firestone, CO

Trap #	Date	Species	Count	Percent
FS-01	CDC Light Trap	Weld	Firestone SW- Old Town/Hart Park	
	06/22/2021	<i>Aedes dorsalis</i>	19	12.3%
	06/22/2021	<i>Aedes increpitus</i>	5	3.2%
	06/22/2021	<i>Aedes melanimon</i>	3	1.9%
	06/22/2021	<i>Aedes trivittatus</i>	1	0.6%
	06/22/2021	<i>Aedes vexans</i>	43	27.7%
	06/22/2021	<i>Culex pipiens</i>	1	0.6%
	06/22/2021	<i>Culex tarsalis</i>	32	20.6%
	06/22/2021	<i>Culiseta inornata</i>	51	32.9%
		<b>Total</b>	<b>155</b>	



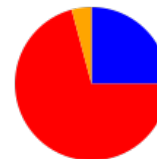
- *Aedes-Oc*
- *Anopheles*
- *Culex*
- *Culiseta*
- *Other*

Trap #	Date	Species	Count	Percent
FS-02	CDC Light Trap	Weld	Firestone Central-Titan & Timberline	
	06/22/2021	<i>Aedes dorsalis</i>	2	0.6%
	06/22/2021	<i>Aedes melanimon</i>	2	0.6%
	06/22/2021	<i>Aedes vexans</i>	27	7.6%
	06/22/2021	<i>Culex pipiens</i>	6	1.7%
	06/22/2021	<i>Culex tarsalis</i>	316	89.3%
	06/22/2021	<i>Culiseta inornata</i>	1	0.3%
		<b>Total</b>	<b>354</b>	



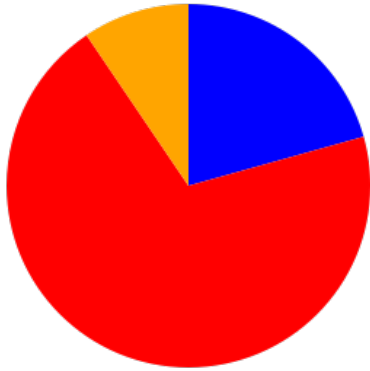
- *Aedes-Oc*
- *Anopheles*
- *Culex*
- *Culiseta*
- *Other*

Trap #	Date	Species	Count	Percent
FS-03	CDC Light Trap		Firestone North-Mountain Shadows	
	06/21/2021	<i>Aedes dorsalis</i>	1	1.4%
	06/21/2021	<i>Aedes increpitus</i>	2	2.8%
	06/21/2021	<i>Aedes melanimon</i>	1	1.4%
	06/21/2021	<i>Aedes vexans</i>	14	19.4%
	06/21/2021	<i>Culex pipiens</i>	3	4.2%
	06/21/2021	<i>Culex tarsalis</i>	48	66.7%
	06/21/2021	<i>Culiseta inornata</i>	3	4.2%
		<b>Total</b>	<b>72</b>	



- *Aedes-Oc*
- *Anopheles*
- *Culex*
- *Culiseta*
- *Other*

Trap #	Date	Species	Count	Percent
--------	------	---------	-------	---------



		TOTAL	%
	<i>Aedes-Oc</i>	120	20.7%
	<i>Anopheles</i>	0	0.0%
	<i>Culex</i>	406	69.9%
	<i>Culiseta</i>	55	9.5%
	<i>Other</i>	0	0.0%