

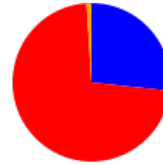


Adult Trap Data - Detail

Start Date: 08/08/2021 End Date: 08/10/2021

Firestone, CO

Trap #	Date	Species	Count	Percent
FS-01	CDC Light Trap	Firestone SW- Old Town/Hart Park		
		08/09/2021	<i>Aedes dorsalis</i>	44 8.9%
		08/09/2021	<i>Aedes vexans</i>	88 17.8%
		08/09/2021	<i>Culex pipiens</i>	17 3.4%
		08/09/2021	<i>Culex tarsalis</i>	340 68.8%
		08/09/2021	<i>Culiseta inornata</i>	5 1.0%
		Total		



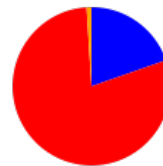
- *Aedes-Oc*
- *Anopheles*
- *Culex*
- *Culiseta*
- *Other*

Trap #	Date	Species	Count	Percent
FS-02	CDC Light Trap	Firestone Central-Titan & Timberline		
		08/09/2021	<i>Aedes dorsalis</i>	17 1.7%
		08/09/2021	<i>Aedes vexans</i>	183 18.3%
		08/09/2021	<i>Culex pipiens</i>	80 8.0%
		08/09/2021	<i>Culex salinarius</i>	17 1.7%
		08/09/2021	<i>Culex tarsalis</i>	703 70.3%
		Total		

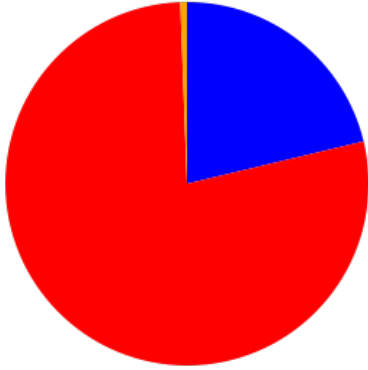


- *Aedes-Oc*
- *Anopheles*
- *Culex*
- *Culiseta*
- *Other*

Trap #	Date	Species	Count	Percent
FS-03	CDC Light Trap	Firestone North-Mountain Shadows		
		08/09/2021	<i>Aedes dorsalis</i>	27 3.0%
		08/09/2021	<i>Aedes melanimon</i>	3 0.3%
		08/09/2021	<i>Aedes nigromaculis</i>	3 0.3%
		08/09/2021	<i>Aedes vexans</i>	144 16.0%
		08/09/2021	<i>Culex pipiens</i>	36 4.0%
		08/09/2021	<i>Culex tarsalis</i>	678 75.3%
		08/09/2021	<i>Culiseta inornata</i>	9 1.0%
Total			900	



- *Aedes-Oc*
- *Anopheles*
- *Culex*
- *Culiseta*
- *Other*



		TOTAL	%
	<i>Aedes-Oc</i>	509	21.3%
	<i>Anopheles</i>	0	0.0%
	<i>Culex</i>	1,871	78.2%
	<i>Culiseta</i>	14	0.6%
	<i>Other</i>	0	0.0%