

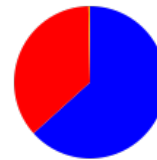


Adult Trap Data - Detail

Start Date: 08/29/2021 End Date: 08/31/2021

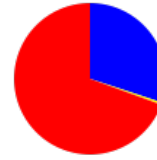
Firestone, CO

Trap #	Date	Species	Count	Percent
FS-01 CDC Light Trap	Weld	Firestone SW- Old Town/Hart Park		
		08/30/2021	<i>Aedes dorsalis</i>	234 39.0%
		08/30/2021	<i>Aedes nigromaculis</i>	2 0.3%
		08/30/2021	<i>Aedes vexans</i>	144 24.0%
		08/30/2021	<i>Culex pipiens</i>	12 2.0%
		08/30/2021	<i>Culex salinarius</i>	40 6.7%
		08/30/2021	<i>Culex tarsalis</i>	166 27.7%
		08/30/2021	<i>Culiseta inornata</i>	2 0.3%
		Total		



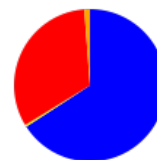
- *Aedes-Oc*
- *Anopheles*
- *Culex*
- *Culiseta*
- *Other*

Trap #	Date	Species	Count	Percent
FS-02 CDC Light Trap	Weld	Firestone Central-Titan & Timberline		
		08/30/2021	<i>Aedes dorsalis</i>	5 1.2%
		08/30/2021	<i>Aedes melanimon</i>	3 0.7%
		08/30/2021	<i>Aedes trivittatus</i>	4 0.9%
		08/30/2021	<i>Aedes vexans</i>	115 27.3%
		08/30/2021	<i>Anopheles freeborni</i>	2 0.5%
		08/30/2021	<i>Culex pipiens</i>	44 10.4%
		08/30/2021	<i>Culex salinarius</i>	38 9.0%
		08/30/2021	<i>Culex tarsalis</i>	211 50.0%
Total			422	



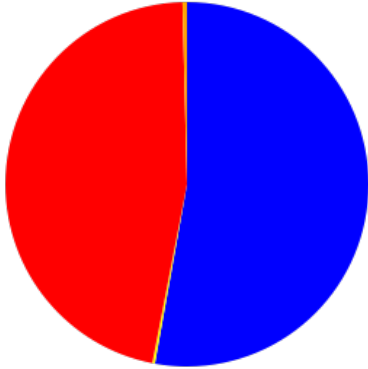
- *Aedes-Oc*
- *Anopheles*
- *Culex*
- *Culiseta*
- *Other*

Trap #	Date	Species	Count	Percent
FS-03 CDC Light Trap	Weld	Firestone North-Mountain Shadows		
		08/30/2021	<i>Aedes dorsalis</i>	13 5.2%
		08/30/2021	<i>Aedes vexans</i>	153 60.7%
		08/30/2021	<i>Anopheles freeborni</i>	1 0.4%
		08/30/2021	<i>Culex pipiens</i>	6 2.4%
		08/30/2021	<i>Culex salinarius</i>	18 7.1%
		08/30/2021	<i>Culex tarsalis</i>	58 23.0%
		08/30/2021	<i>Culiseta inornata</i>	3 1.2%
Total			252	



- *Aedes-Oc*
- *Anopheles*
- *Culex*
- *Culiseta*
- *Other*

Trap #	Date	Species	Count	Percent
--------	------	---------	-------	---------



		TOTAL	%
	<i>Aedes-Oc</i>	673	52.8%
	<i>Anopheles</i>	3	0.2%
	<i>Culex</i>	593	46.5%
	<i>Culiseta</i>	5	0.4%
	<i>Other</i>	0	0.0%