



Fence Permit Application

1. Attach a plot plan or use one of the diagrams on the back of this form marking where fencing is to be installed. Some lots and subdivisions may have specific requirements for type, height and fencing material allowed, please verify requirements with the Town.
2. It is the responsibility of the property owner and/or contractor to locate property lines and install fencing accordingly. Improperly placed fencing could result in fencing having to be moved or removed.
3. Call Before You Dig! For utility line locates, dial: 811 or 1-800-922-1987.
4. By signing below, the applicant acknowledges they have read this application and agree to install the fencing according to one of the following: Town of Firestone Municipal Code, Subdivision Final Development Plans and/or International Building Codes.

Property Owner: _____ Phone: _____

Address: _____ Subdivision: _____

Contractor Information (If Applicable) Any contractor doing work in the Town of Firestone is required to obtain a contractors license before a permit will be issued.

Name: _____ Phone: _____

Address: _____

Contractors License with Town of Firestone: _____ Yes _____ No License# _____

Valuation Total: \$ _____ Type: 2-Rail _____ 3-Rail _____ Semi-Privacy _____ Privacy _____

Material: Wood _____ Vinyl _____ Other _____ Height: 42" _____ 5'ft _____ 6'ft _____ Other _____

Owner/Contractor: _____
Signature Date

Building Department Use:

Received By: _____

Fence Permit: \$ _____

Date Received: _____

2.6% Use Tax: \$ _____

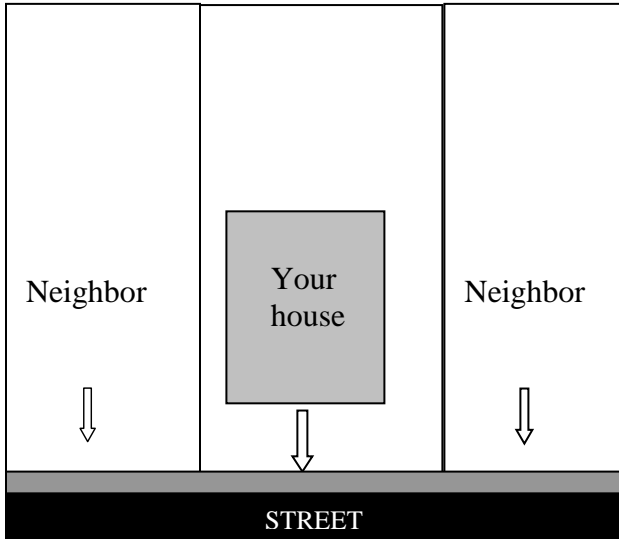
Permit #: _____

Total: \$ _____

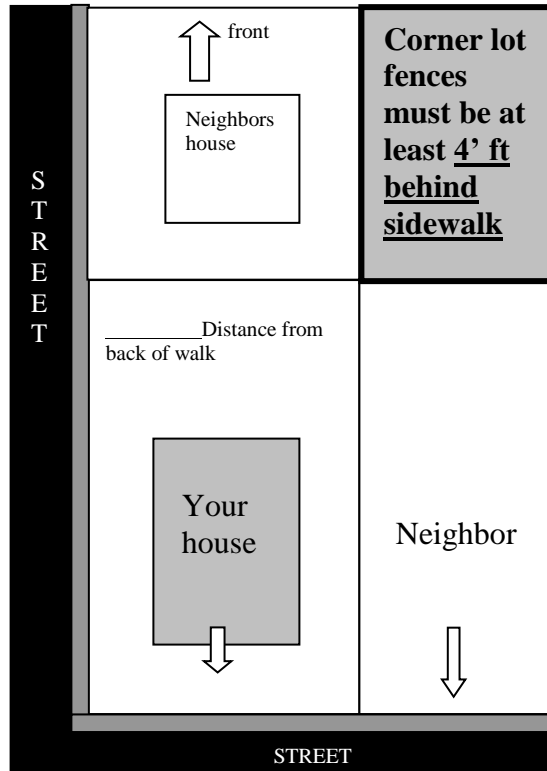
Please select the diagram below that best represents your home and lot. Place “X’s” where you will be placing your fence and indicate distance from sidewalks if applicable. It is the responsibility of the homeowner/contractor to submit plans to their HOA, build fence according to approved fencing detail & material for their area and insure that their fence is placed appropriately. Fences are not allowed to go beyond the front of the house.

The Town is NOT responsible for enforcing HOA rules & covenants

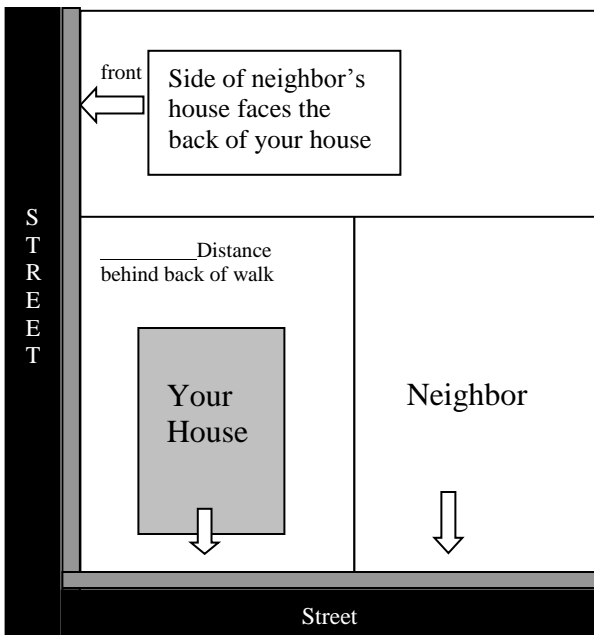
Interior Lot



Regular Corner Lot



REVERSE CORNER LOT



REVERSE CORNER LOT:
(When your side yard runs into your neighbor's front yard)

You may have a 42" fence with 50% visibility placed 4 feet behind the back of sidewalk, continue back half the distance of the front setback of the home behind you and graduate up to the allowed semi-privacy or privacy fence. (Verify type of fencing allowed for your area)

If you choose not to install the 42" fence, you can install only the approved privacy fence placed at the appropriate setback; this will also include the 4 feet a fence is required to be placed behind a sidewalk.

Example: The front setback for homes is 20', half of that is 10'. Add the 10' to the required 4' setback from behind the sidewalk, your fence must be placed at least 14' behind the sidewalk.