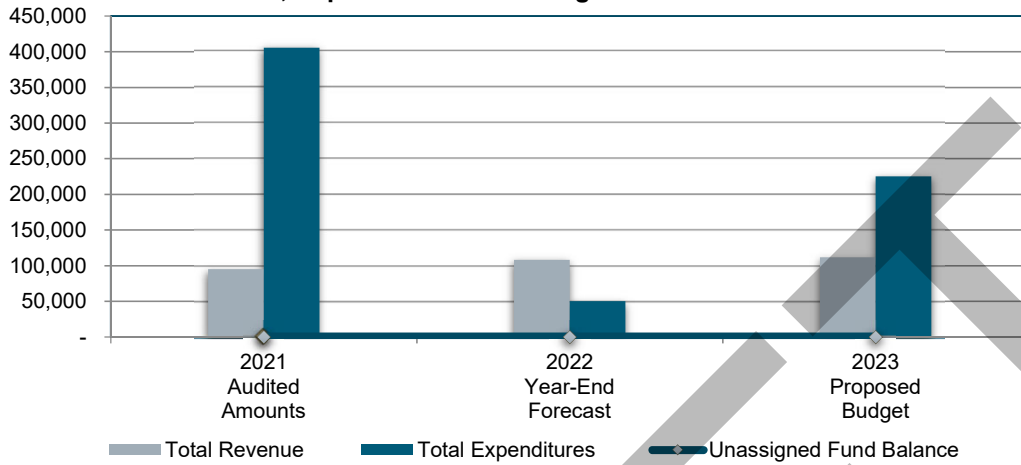



Conservation Trust Fund Summary

	2021 Audited Amounts	2022 Adopted Budget	2022 Year-End Forecast	2023 Proposed Budget
Revenue				
Intergovernmental	\$ 94,972	\$ 102,230	\$ 107,302	\$ 110,525
Other Revenue	153	84	838	1,050
Total Revenue	95,125	102,314	108,140	111,575
Expenditures				
Capital Outlay	\$ 405,446	\$ 125,000	\$ 50,000	\$ 225,000
Total Expenditures	405,446	125,000	50,000	225,000
Excess/(Deficiency) of Revenues Over Expenditures	(310,321)	(22,686)	58,140	(113,425)
Other Financing Sources/(Uses):				
Transfers In/(Out)	411,023	-	-	-
Total Other Financing Sources/(Uses)	411,023	-	-	-
Net Change In Fund Balance:	100,702	(22,686)	58,140	(113,425)
Cumulative Fund Balance				
Beginning Fund Balance	-	67,389	100,702	158,842
Ending Fund Balance	100,702	44,703	158,842	45,417
Less Restrictions, Commitments & Assignments:				
Restricted Fund Balance				
Parks and Open Space	100,702	44,703	158,842	45,417
Unassigned Fund Balance	\$ -	\$ -	\$ -	\$ -

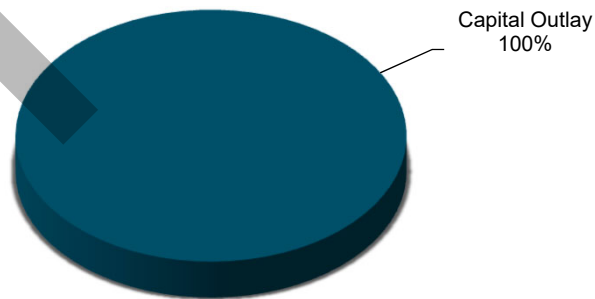
Revenue, Expenditures & Unassigned Fund Balance



Operating Revenue Budget By Category



Operating Expenditure Budget By Category



CAPITAL IMPROVEMENT PROGRAM SUMMARY
Conservation Trust Fund

Capital Expenditures	2022 Adopted Budget	2022 Year-End Forecasts	2022 Estimated Carry Over	2023 Proposed Budget	2024 Estimate	2025 Estimate	2026 Estimate	2027 Estimate	5-Year Total	Funding Source
Settlers Park Improvements	50,000	25,000	25,000	-	-	-	-	-	25,000	CTF
Firestone Trail Improvements	75,000	25,000	50,000	-	-	-	-	-	50,000	CTF
Sports Complex Improvements	-	-	-	150,000	650,000	-	-	-	800,000	CTF
Total Capital Expenditures	\$ 125,000	\$ 50,000	\$ 75,000	\$ 150,000	\$ 650,000	\$ -	\$ -	\$ -	875,000	

DRAFT